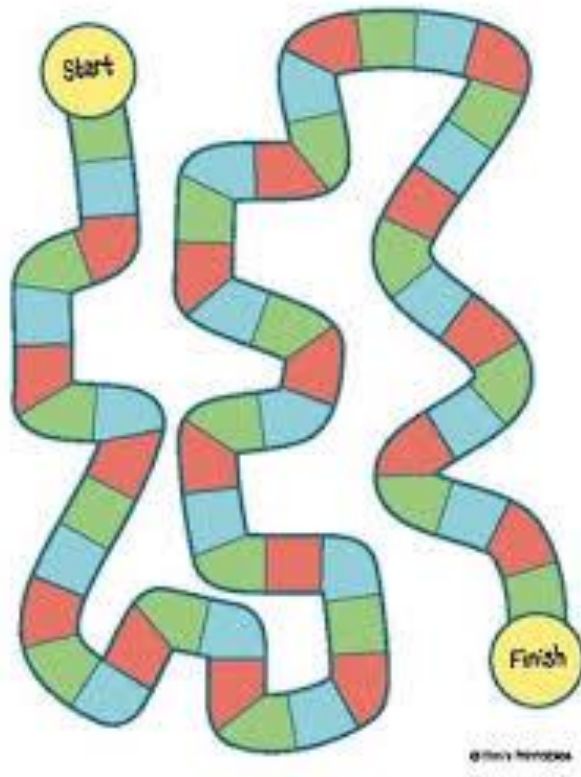


Hello everyone.

We hope you are all well and ready for the new week ahead. Here are some activities for the week ahead to keep your brains busy. Remember to keep your bodies busy too!

RE:

Make a 'Path of Life' board game.



Get the biggest piece of card or paper you can find and draw a wiggly track on it. Use dice or a spinner and counters.

Split the track into lots of parts and number each one from 1 to ? – How many steps can you fit on your track?
On every fourth or fifth step write an instruction, for example:

- Thank someone in your family who has done something for you and move three spaces.
- Make a sign to put in your window thanking your postman, rubbish collectors or delivery drivers for working hard and move an extra four spaces
- Tidy three items from around the room and move an extra two spaces.

Think of lots of things you can do to put on your board game that helps you to be kind and thoughtful. Enjoy your game!

Remember to spend time with God. Sit quietly and comfortably, take deep breaths in, hold for a moment, and breathe out, just like we do during class worship.

English:

Below are websites that are free to use during school closures and they have a wealth of excellent material so please do use them.

<https://www.twinkl.co.uk/offer>

<https://www.phonicsplay.co.uk/>

<https://www.oxfordowl.co.uk/>

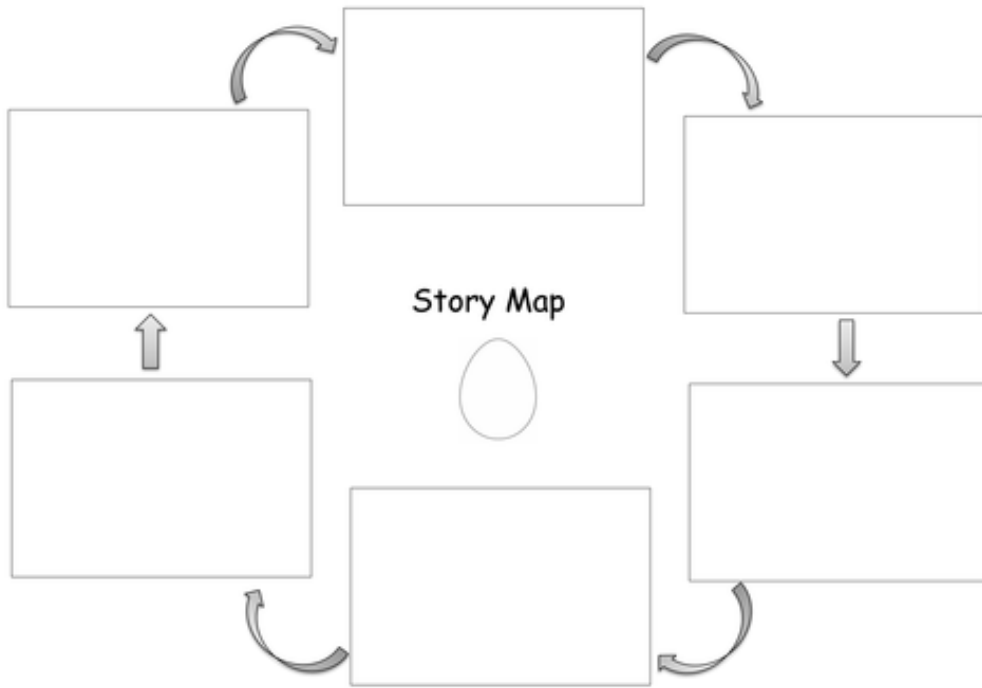
This week we would like you to choose a story and think of questions you would like to ask the main character.

The objective is to use question marks correctly. Think of interesting questions, write these out in your best handwriting making sure you use a capital letter at the start and a question mark at the end. After you can role play the questions and answers with someone in your household.

A second activity based on your chosen book is to make a story map. Pick out the main events of the story, draw pictures and write a caption for each part. Read back over the story and tick of on your story map when you reach each event.

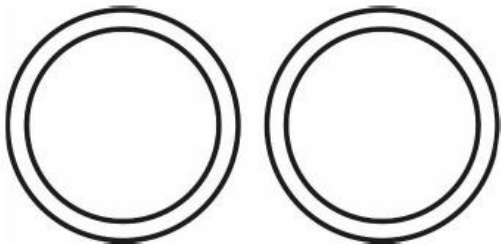
Below are a couple of templates you could use to help get you started.

Name _____		
<h1>Story Map</h1>		
Setting	Characters	
Beginning	Middle	End
<small>© 2014 Little Bye</small>		



Maths:

Below are 4 questions on sharing and dividing – the children need to think about how things can be shared into equal groups and recognize when there is an unequal group.



Share the strawberries equally between the 2 plates.

How many strawberries would be on each plate?

Can these children be split into two equal teams?



Katie

The teams will be equal. There will be 3 children on each.



Archie

The teams would be unequal. There would be 1 child left out.

Explain who is correct.




Which bag of money could be shared equally between two children? Prove it.

The pigs could be shared equally between 2 fields.

True or False?

Prove it.



The websites below have excellent maths activities to do each day.

<https://whiterosemaths.com/homelearning/>

<https://www.themathsfactor.com/>

Other:

Geography - Look at your map of the United Kingdom. Can you locate England on the map?

What can they tell you about it?

Encourage use of North, South, East and West when discussing locations. Watch Barnaby Bear goes to visit the River Thames on You tube.

<https://www.youtube.com/watch?v=WAYPyfEg3L8>

Or this one of William Whiskerton visiting London.

<https://www.youtube.com/watch?v=MUDAUa0XSHI>

You can then write a factfile about England writing down facts that they have learnt about England/London.

Art - Look at examples of buildings represented in art - churches, landmarks, houses, palaces etc.

Children draw ideas of buildings – create their own cityscape - Look up LS Lowry for inspiration



We hope you enjoy doing all these activities.

Take care and God bless.

Ann and Frankie.

