

Friday 6th May 2022

**Stories:** This week we have been learning about 'caterpillars'. The children have read 'The Very Hungry Caterpillar'. They have been writing sentences about the beginning, middle and end of the story. Next week the children will be learning about worms.

**Phonics:** : We have continued working on phase 2, phase 3 and phase 4 Letters and Sounds. This week some children have been revising 'oo' and 'oo' and some children have been learning 'nk' and 'st'. We have been trying to think of things that begin or end with these letters and have been practising forming these letters as well.

This is how these letters should be formed, please ensure when practising you encourage your child to form them this way:

oo nk st

Next week, we will be learning 'ch', 'igh', 'mp' and 'it'.

**RE:**

In RE this week children have been learning about the story of the Ascension of Jesus. Children wrote in speech bubbles for the characters and also made some string cup models to show Jesus ascending.

**Maths:**

This week we have been learning ten and some more. The children have been matching numbers beyond 10 with numicons. They also learnt to write the numbers as a word and a digit.

Next week the children will be halving a given number.

Key vocabulary: ten and some more, number, digit

**Home learning:**

For home learning this week you will be writing what the hungry caterpillar ate. **Please write these phonetically for example apl.** There is also a maths sheet.

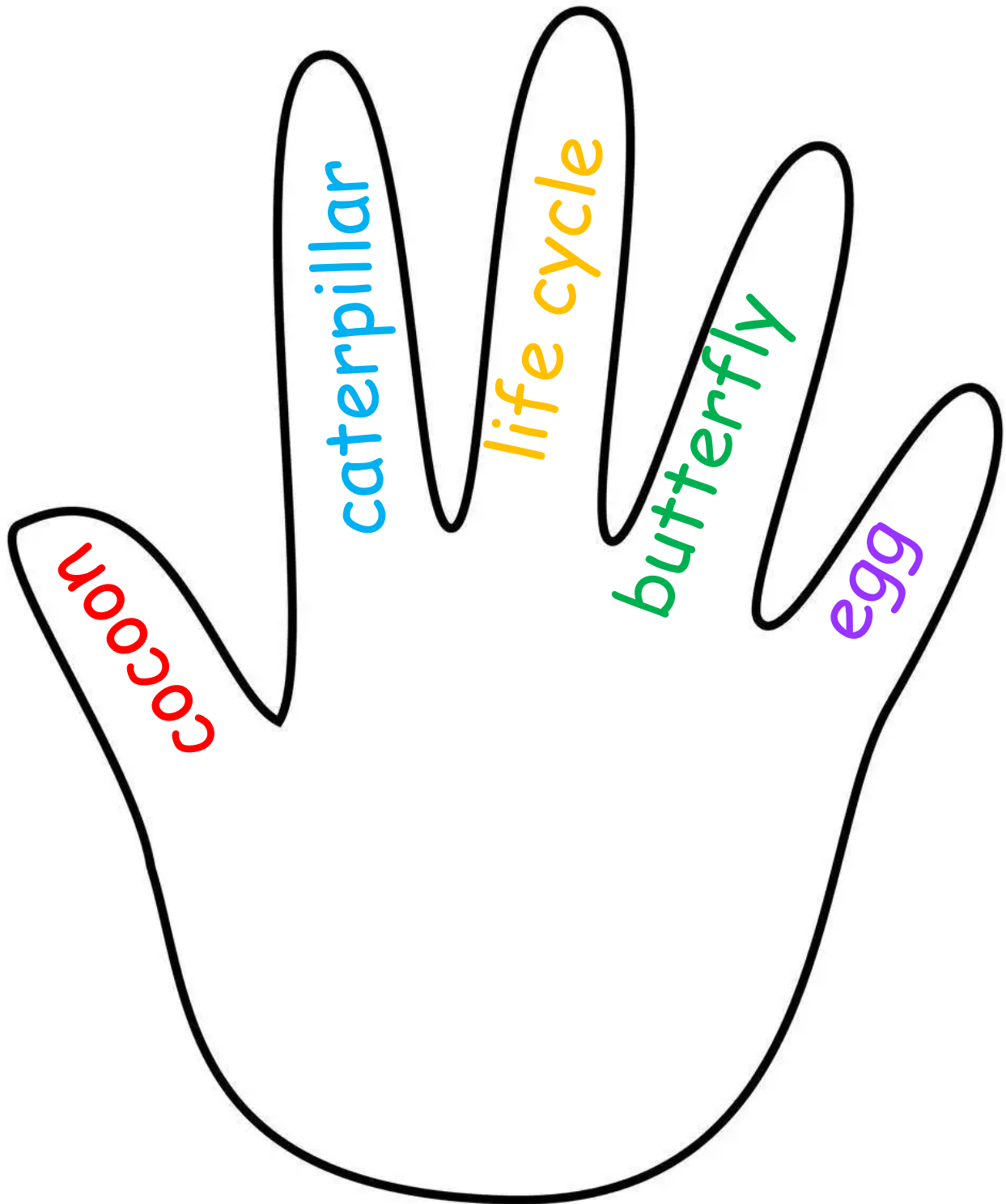
**Important Messages**

- Reminder to make sure you have ordered your child's lunch.

Have a lovely weekend,

Shannon

Our 5 Wonder Words this week are:



Theme: Minibeast  
Caterpillar



## **5 Ways to Wellbeing**

### **Wellbeing Challenge**

If you haven't had an opportunity, we invite designs for a wellbeing logo/symbol that is unique to St. Anthony's.

Please include ideas relating to the 5 key parts of Wellbeing:

**CONNECT**

**BE AWARE**

**LEARN**

**GIVE**

For home learning I would like you to watch the story 'The Very Hungry Caterpillar'. <https://www.youtube.com/watch?v=75NQK-Sm1YY>

Then write some of the things that the caterpillar ate. Please write these phonetically for example leef and apl. You can also draw a picture of the food.



---



---



---




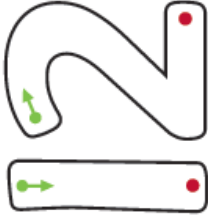
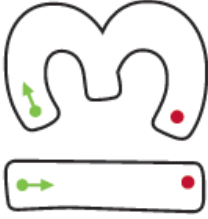
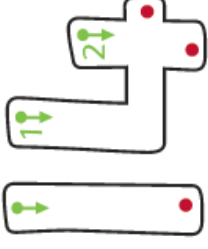
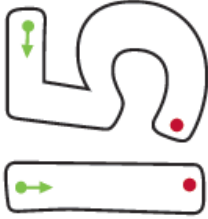
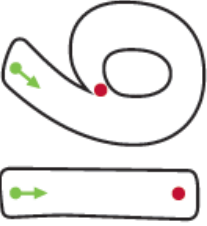
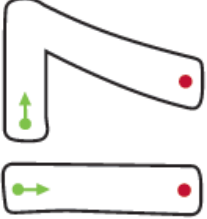
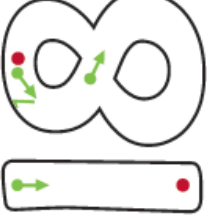


---




---

# Numicon Shapes Numeral Representation and Formation 11 to 20 Activity


Practise forming the numerals 11 to 20. Then, find the Numicon Shapes which represent the number and match them to the numeral.


✂



twinkl.com  
oxfordprimary.co.uk/numicon-apparatus




twinkl.com  
oxfordprimary.co.uk/numicon-apparatus




twinkl.com  
oxfordprimary.co.uk/numicon-apparatus




twinkl.com  
oxfordprimary.co.uk/numicon-apparatus




twinkl.com  
oxfordprimary.co.uk/numicon-apparatus




twinkl.com  
oxfordprimary.co.uk/numicon-apparatus




twinkl.com  
oxfordprimary.co.uk/numicon-apparatus



twinkl.com  
oxfordprimary.co.uk/numicon-apparatus



twinkl.com  
oxfordprimary.co.uk/numicon-apparatus



twinkl.com  
oxfordprimary.co.uk/numicon-apparatus