

R.E: This week we completed our topic on Judaism and then began our new topic on 'Meals'. Following our discussions on the special meals we experience with our families, we will go on to think about the special meal that is celebrated at Mass.

Key vocabulary: bread, host, wine, gift, meal, family, Holy Communion, Last Supper, Mass, blessing, Preparation of the Gifts, litany, chalice

English: In English this week, we introduced a new book, 'Where's My Teddy?' by Jez Alborough. This is a lovely book with a rhyming text that the children really enjoyed. The children have carried out lots of activities based on this book. We will be working on other Jez Alborough stories next week.

Key vocabulary: Full stop, capital letter, finger spaces, because

Maths: This week in maths, we continued our work on place value. Later in the week the children carried out 'subtraction stories' using pictures, see below. Next week we will be counting to 50 forwards and backwards, beginning with 0 or 1, or from any number.

There were 18 sweets. Sue ate 3.

First there were 18 sweets.

Then 3 were eaten.

Now there are 15 sweets.

$18 - 3 = \underline{15}$

| FIRST | THEN | NOW |
|---|---|--|
|  |  |  |

Key vocabulary: Numbers 0 - 50, ones, tens, digit, forwards, backwards, addition, add, more, and, make, sum, total, altogether, subtract, equals, take away, bonds, part-whole, part, whole.

Science: This week we shared the story of the 'Three Little Pigs' and discussed the materials used to build the three houses and the properties of each material. Is each material waterproof? Which material was the best and why?

Next week we will be carrying out an experiment to find out which fabric is the most absorbent.

Key vocabulary: Plastic, wood, metal, glass, fabric, properties, smooth, rigid, hard, tough, transparent, opaque, flexible

Extra information:

Please see World Book Day resource sheets at the end of this update for your child to work on if they are at home on **Wednesday 1st February**. This work is optional and will match work carried out by children who are in school.

Please watch the phonics videos with your child.

As one of our PE sessions is outdoors please ensure your child has grey joggers and a pair of trainers available at school.

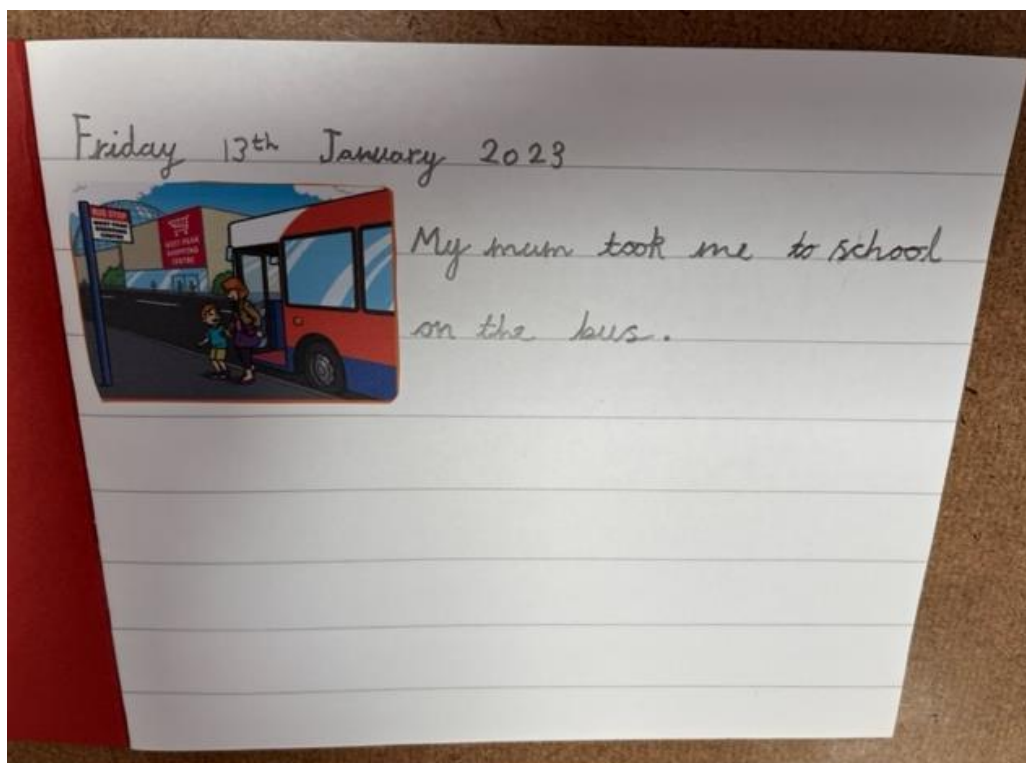
Please send in boxes of tissues if you can.

Homework:

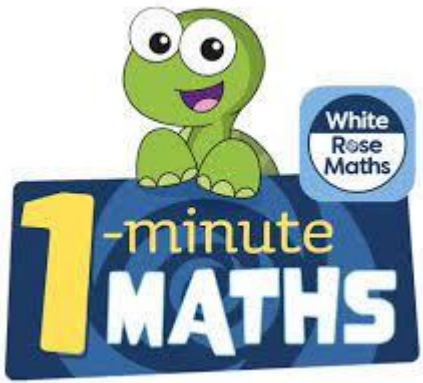
Thank you for all the sentences in your new books. Please remember to support your child to think of a well-constructed sentence about the picture and encourage them to write it out neatly following the school handwriting policy, all lower case letters need to start on the line.



Please return homework by Monday.



If you would like to continue with additional maths support you can download this free app - 1-minute maths.



Please see below for the wellbeing challenge.

Enjoy the weekend.

Ann and Frankie

Five Ways to Wellbeing Challenge


GIVE

Do something kind for someone in your class, school or family. Choose one person per day for the next week.

GIVE **BE ACTIVE** **TAKE NOTICE** **CONNECT** **KEEP LEARNING**


World Book Day - Design a Character Mask

Think about a character from one of your favourite stories. Use what you know about the character to design a mask of them.




World Book Day - Design Finger Puppets

Choose your favourite story. Design finger puppets of the characters in the story. Use your puppets to retell the story in your own words.




World Book Day - Trace a Book

Trace the outline of the book. Try to keep as close to the lines as possible.




World Book Day Character Description

Can you draw or paint a picture of your favourite book character? You could stick a photo of yourself in costume on the sheet too! Can you write the character's name? Why are they your favourite character?



Character's Name: _____

World Book Day Character Selfies



Please s

World Book Day Book Scavenger Hunt

You will need lots of books for this activity! You can play at school, at home, or in a library. Find each of the items from the list below in the books you have. Use the table to record the book you found the item in, the page number, and whether it was a picture or a word, or both. How many can you find?

| Item | Book in which it was found | Page number | Word, picture or both? |
|--|----------------------------|-------------|------------------------|
| Witch | | | |
| Elephant | | | |
| Porridge | | | |
| Duck | | | |
| Train | | | |
| Teddy Bear | | | |
| Bus | | | |
| Frog | | | |
| King | | | |
| A character shouting | | | |
| A happy ending | | | |
| A surprise | | | |
| A moral or a lesson which can be learned | | | |
| Something made up | | | |
| A mystery | | | |

Can you set each other challenges if you manage to finish the list?