

Welcome to Nursery's Parent Meeting

We are almost halfway through the year.

This meeting will cover:

Behaviour and expectations
Communication and Language
Maths
Phonics
Home school link



Behaviour & Expectations

Make sure they respond to their names being called first time around.

Be firm if they say no or argue back.

Make sure you are in charge and not them.

Correct unwanted behaviour and praise wanted behaviour.

Sticker charts and reward charts are a good idea, but also having consequences is key.

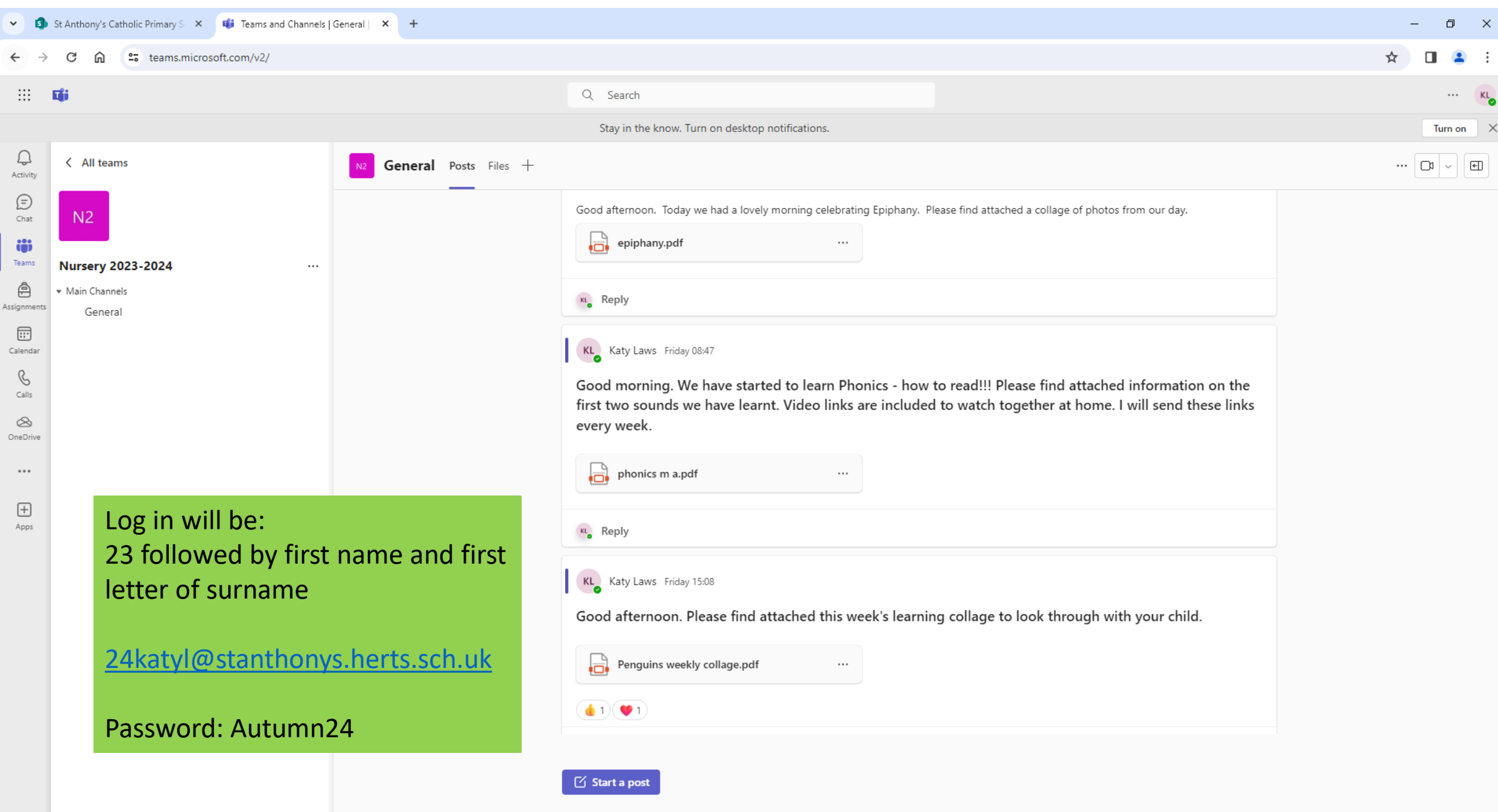
This is THE MOST important year – Nursery is the foundation stone for behaviour for the rest of the school. If they don't behave now they will struggle later in school.



Communication and Language

- Make sure children are saying 'help' or 'please' or calling a name when they want you. No more vocalization.
- If they want something encourage them to name it, or repeat the word after you.
- Please and thank you is very important.
- Reading Must Read Books together as often as possible.
- Reading library books together as often as possible.
- Playing imaginary games with your child is THE MOST important thing you can do with them at this age.
- Look over the online collages I send home each week and discuss with your child.





Log in will be:
23 followed by first name and first
letter of surname





24katyl@stanthonys.herts.sch.uk

Password: Autumn24

Autumn 1—Nursery's Must Read Books

Each half term we have a list of 'Must Read Books'. We read these books at the end of every day with your children. By becoming familiar with each story the children can begin to develop their vocabulary and can start joining in telling the stories themselves.





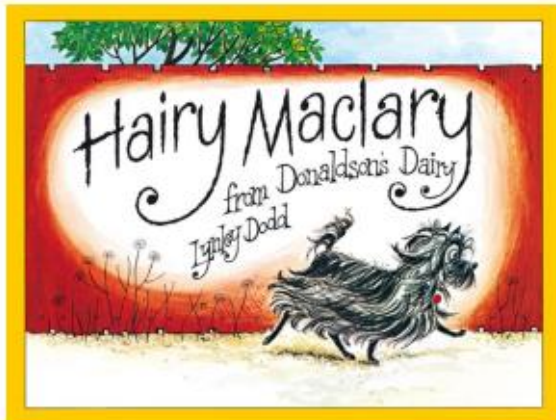
All books are available online or from bookstores of you would like to read them at home too.



Autumn 2—Nursery's Must Read Books




Each half term we have a list of 'Must Read Books'. We read these books at the end of every day with your children. By becoming familiar with each story the children can begin to develop their vocabulary and can start joining in telling the stories themselves.

All books are available online or from bookstores of you would like to read them at home too.



Spring Term 1—Must Read Books

Nursery's Must Read Books are books that we read regularly so that we become familiar with them and can start to tell the stories ourselves. Reading books over and over again is not only enjoyable but helps children to develop their vocabulary and comprehension skills. All of these books can be found in local libraries or online.





Youtube search—number songs



5 little ducks



shape song



5 little frogs



5 little monkeys



continents song



Days of the week song

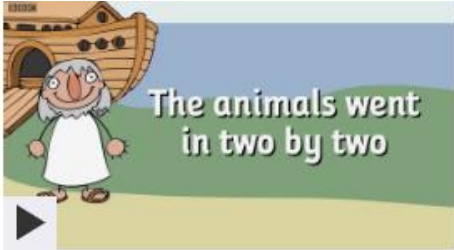


seasons song



The animal fair

Watch and sing along to the video



The animals went in two by two

Watch and sing along with the video.



Baa baa black sheep

Watch and sing along to the video.



Dance, Thumbkin, dance

Watch and sing along with the video.



Diddle diddle dumpling my son John

Watch and sing along to the video.



The bear went over the mountain

Watch and sing along to the video



The big ship sails on the ally ally oh

Watch and sing along to the video.



Bobby Shafto's gone to sea

Watch and sing along to the video.



Did you ever see a bunny?

Watch and sing along to the video.



Dinosaurs

Watch and sing along with the video.



Bobby Shafto (sung by Cat Sandion)

Watch and sing along to the video.



Brush your teeth

Watch and sing along to the video.



Busy Farmer Ben

Watch and sing along to the video.



Dr Foster went to Gloucester (sung by Cat Sandion)

Join in and sing along to the nursery rhyme 'Dr Foster went to Gloucester'



Down at the station

Watch and sing along with the video.



A cat came dancing

Watch and sing along with the video.



Clap, clap, hands, one, two, three

Watch and sing along with the video.



Cobbler, cobbler mend my shoe

Watch and sing along with the video.

1 – Cooking in the kitchen

Your little ones have inevitably seen you cooking in the kitchen a time or two. Cooking during pretend play is just one of the fun activities on this list, and may even inspire them to cook more when they get older.

If you already have a playset with food or kitchen equipment, that's great. If not, you can make different foods out of cardboard or regular paper and their favourite crayons or pens.

You can always give them non-glass dishes and utensils to use during pretend play. They can pretend they're cooking for their family or their restaurant. The sky is the limit!

2 – Tea party

A tea party is a perfect role play activity to encourage your child to be social and friendly. Who wouldn't love to gather with friends and have a great time? Your child can use toy teacups for their imaginative play and pretend to serve all their friends a cup of tea.

You can join your little one as a guest or encourage them to role play with friends. Another great option is to let them bring all their teddies and toys to the tea party too.

3 – Post office

Role-playing post offices may not be the first idea that comes to mind, but it's fun and can teach children all about how letters and packages get to our homes.

You can take extra envelopes or junk mail you have lying around and have your kid place the envelopes in mail slots. To do this, you can use cardboard to help them create different mail slots for them to pile letters into.

Or why not get your little one to write letters and send postcards to family members and friends, and take it in turns to role-play being the postperson.



4 – Supermarket

How many times have your kids been to the supermarket with you? Setting up a little grocery store allows them to role-play shopping and mimic what you do when you're at the shop.

You can help them make food items out of toilet paper rolls, cereal boxes, cardboard boxes, and whatever else you can think of. A cardboard box is excellent for making a grocery cart for them to put all their items in.

Or, if your child has a toy till at home, they can create their very own shop. Why not get creative and help them create their own fake money to use in their shop? This is a fun activity where you can get friends and family involved!

5 – Hair salon

If you're concerned about letting your child hold scissors, don't worry. You can still let them role-play at the hair salon without using real scissors. If they have any [interactive dolls](#), Barbies, or stuffed animals, they can be their customers.

As far as tools, if you're comfortable letting them use your hair straighteners, turned off, and unplugged, of course, they can use rollers, hairbrushes, and colourful clips to style hair. Playdough scissors can't cut anything and mimic the real tool if you have playdough in the house.

6 – Cops and robbers

Both older and younger children love to play cops and robbers. You can make your child a police car out of a cardboard box and let them track down the robber. You can play the robber or if they have friends over, let them choose their roles.

They can choose an item that was stolen and hide it somewhere in the house to track down using their problem-solving skills. They can even use a hula hoop to put the robber in jail once they've caught them.



7 – Pirate ships

An adventurous pretend play activity is for your kid to play pirate ships. They can build their pirate ship out of building blocks, cardboard boxes, or other containers you may have lying around at home.

Hula hoops and other circular objects make the perfect steering tool for their ship, and paper towels or toilet paper tubes are great for binoculars so they can see where they're going. They can hunt for treasure or enjoy driving their pirate ship.

8 – Castles


Every kid dreams of being a princess or prince at least once. Playing castles during imaginative play is a great way to make their dream a reality for a brief time. They can build their castles out of toy blocks, couch cushions, and other bedding.

They can make crowns out of paper to colour them however they want before ruling their kingdom how they see fit. It's a great game to play with other kids or using teddies and toys as servants or other castle folks.

9 – Vets

Being a veterinarian during imaginative play is an excellent way for kids to learn compassion for animals. Even if you have a dog or cat at home, letting them role-play how to treat and care for sick animals is a great way to do this without your pet feeling uncomfortable with the game.

Teddies make the best patients for this role-playing game. If you have any white coats, you can even let them wear them to feel more like a vet!



10 – Hospital

Similar to role-playing vets, your kids can role-play in hospitals. Kids love being doctors, nurses or patients during pretend play. If your little one wants to be a doctor, letting them treat their toy baby or dolls helps to teach kids to be compassionate towards other humans.

If you have a doctor's playset, this is the perfect set of toys to use for this role-playing game. They can wear a stethoscope, prescribe medicines and use their imagination to find treatments for different diseases.

Household items kids can use when role playing

You don't need to have all the fancy new toys for imaginative play activities. Granted, if you do, you may want to encourage them to use those in conjunction with other household items. Using household items can encourage your kids to be creative and use their imagination during pretend play.

If you're stumped as to what to use, here are some of the best options:

- **Cardboard boxes:** This can be used for creating vehicles, houses, and more.
- **Toilet paper and paper towel tubes:** They're great for binoculars or circular food or beverage items.
- **Toy baby:** Toy babies make for great patients when playing in hospitals or role-playing houses.
- **Building blocks:** These can be used for virtually anything, such as building a fort or castle.
- **Hula hoops:** This can be used as a steering wheel, jail cell, or forcefield.
- **Delivery boxes:** You can use delivery boxes to cut out pretend food for your kid's grocery store or use them to build a pirate ship.
- **Envelopes:** Envelopes are perfect when playing post office.
- **Paper plates and cups:** Paper plates and cups are great for playing kitchen or for feeding a pretend patient in the hospital.
- **Couch cushions:** These can be used for a hospital bed, a pirate ship, or to distinguish the castle boundaries.
- **Bedding:** Bedding is perfect for hospital sheets, building a castle, or table cloths for a tea party.

Encourage role play with a dolls pram from Play Like Mum


At Play Like Mum, we have an endless selection of [dolls prams and pushchairs](#) as well as [dolls pram accessories](#), such as [dolls high chairs](#), for your little one to choose from. Shop our collection today to discover your child's favourite new toy.



Maths

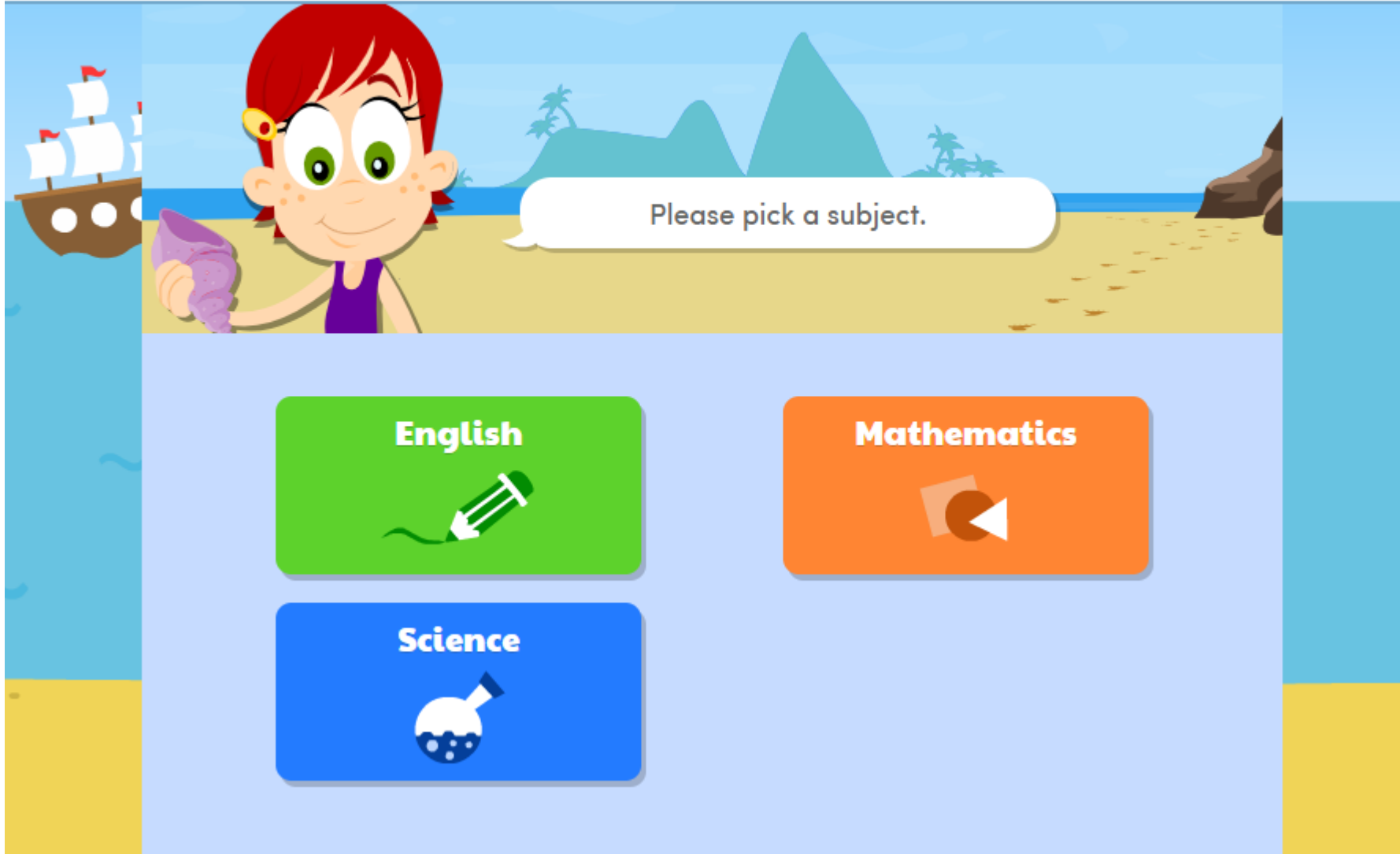
- 2D and 3D shapes.
- Counting using our finger to touch count.
- Recognizing numerals – starting with the numeral of our age as this should have significance to our children. You can also look for other numerals that are significant to them, e.g. on your front door!





Search:
Topmarks—
counting
games

<https://www.topmarks.co.uk/maths-games/5-7-years/counting>

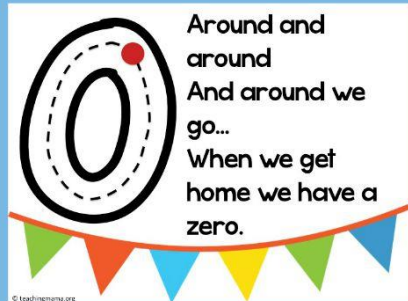


Search:
Education city

Log ins:
24katyl
cat

e.g.
24sarahj
cat

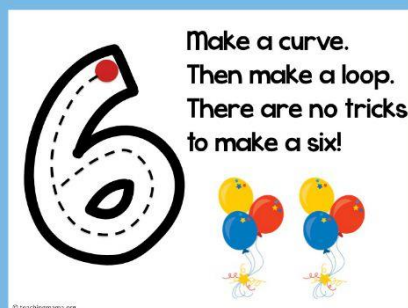
<https://go.educationcity.com/>




Around and
around
And around we
go...
When we get
home we have a
zero.



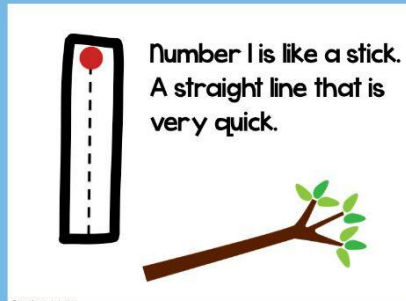
Around a tree,
Around a tree.
That's the way
to make a three!



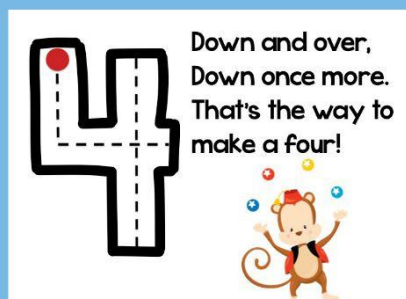
Make a curve.
Then make a loop.
There are no tricks
to make a six!



A loop and a line,
That makes a nine!



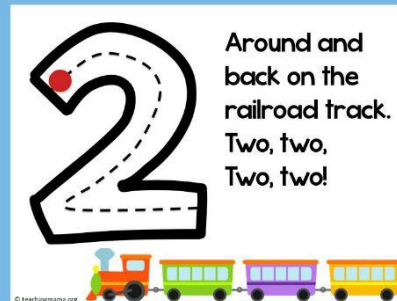
Number 1 is like a stick.
A straight line that is
very quick.



Down and over,
Down once more.
That's the way to
make a four!



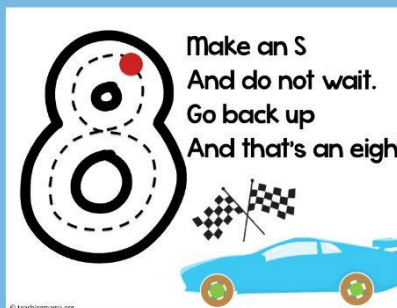
Across the sky
And down from
heaven.
That's the way to
make a seven!



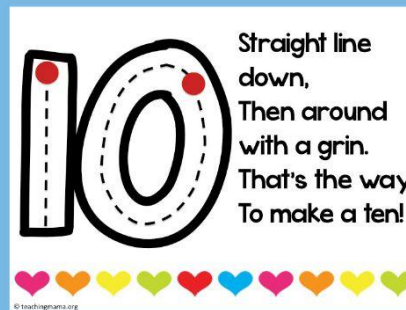
Around and
back on the
railroad track.
Two, two,
Two, two!



Straight line down,
Then around.
Hat on top
And five's a clown!



Make an S
And do not wait.
Go back up
And that's an eight!



Straight line
down,
Then around
with a grin.
That's the way
To make a ten!



Phonics

- We have started to learn how to read.
- This is the most important thing they will need to learn by the end of Reception.
- By starting now we give them a head start for next year.



What is phonics?

Sounds – the sound each letter makes.

Graphemes – the letter.



Speed Sounds Set 1

Consonant sounds – stretchy

f	l	m	n	r	s	v	z	sh	th	ng
										nk

Consonant sounds – bouncy

b	c	d	g	h	j	p	qu	t	w	x	y	ch
	k											

Vowel sounds – bouncy

a	e	i	o	u	ay	ee	igh	ow
---	---	---	---	---	----	----	-----	----

Vowel sounds – stretchy

Vowel sounds – stretchy

oo	oo	ar	or	air	ir	ou	oy
----	----	----	----	-----	----	----	----



SIA



s



d



m



a



Each letter comes with a picture to have the children remember the sound and learn the shape of the letter.

SIA



Teaching letter formation

Handwriting phrases for helping your child to form letters

This works best if your child practises for a short time every day.

1. Show the picture side and air-write as you say the phrase.
2. Ask your child to practise in the air with you.
3. Using a sharp pencil and sat at a table, encourage your child to have a go.
4. Praise your child for their efforts.

- m Maisie, mountain, mountain
a round the apple, down the leaf
s slither down the snake
d round his bottom, up his tall neck and down to his feet
t down the tower, across the tower
i down the body, dot for the head
n down Nobby, over his net
p down the plait and over the pirate's face
g round her face, down her hair and give her a curl



Ruth Miskin
Training



SIA



Phonics

We will learn 1 or 2 sounds a week.

<https://schools.ruthmiskin.com/training/view/vmJfamBG/UyrKTujP>

I will send these videos home every week via Teams. You may also wish to purchase RWI cards yourself – available from amazon or many other online stores.

Oral blending

<https://schools.ruthmiskin.com/training/view/YNdnngLq/71zR54L5>



Home School Link

1.) Check the whiteboard EVERY DAY
e.g. this week it explains about new groups.

2.) Teams – check every week. You can
contribute to Teams too.

3.) Education City

