




Reception Poppies w/c 13th October- Willo the Wisp


This week, we have gone back in time and looked at a tale from the past in the form of a TV programme called 'Willo the Wisp'. We had the opportunity to explore some new key vocabulary and used the programme to try out some new activities based around funny characters and a bit of magic!



Drawing Club



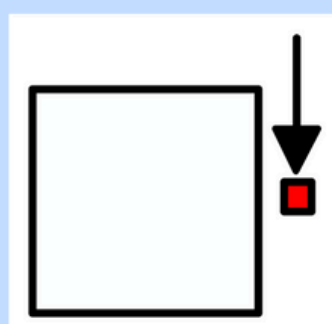
In Drawing Club this week, we have explored the make believe characters in Willo the Wisp and creating our own evil character. We then went on some adventures where we had to think of a funny thing that we would put in our own 'think cloud', invented something to get Moog down from the clouds and finally we thought about what Evil Edna would turn us into with her magical spells.



Peaceful




Fearless



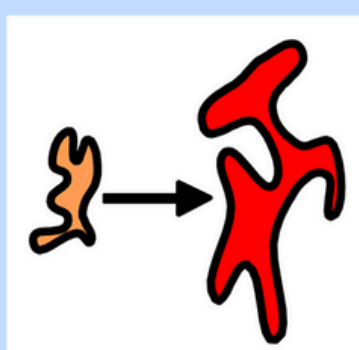
Teeny Weeny



Airborne



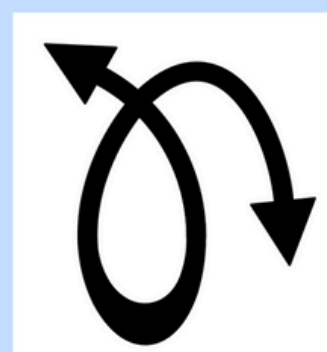
Scorched



Transform



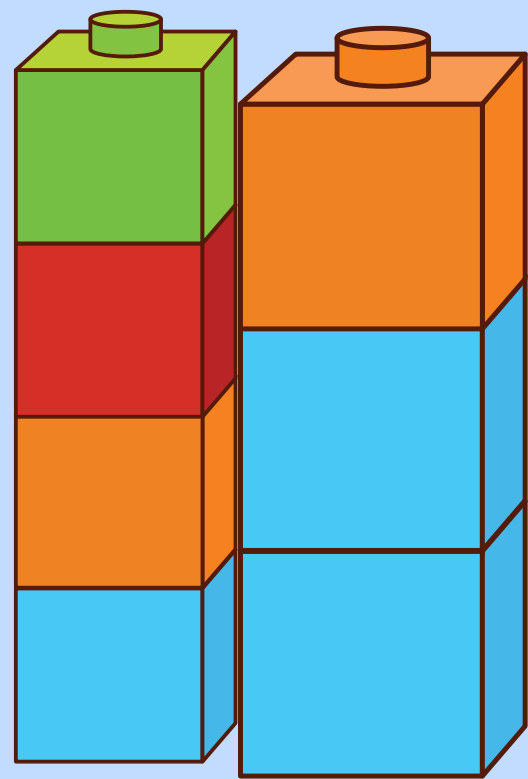
Dawdle



Loop the loop

Maths

In maths, we have been focusing on our number formation of the number 1. We looked at what it means to have one of something and how we can represent this. We have also done lots of counting to 10



Phonics

This week in phonics we have looked at the sounds: f and l.



The captions for this weeks letters are:
f- "down the stem and draw the leaves"
e- "lift off the top and scoop out the egg"

We have also been learning some new words and figuring out how to blend our sounds together to make simple cvc words.


We have now learnt:

m, a, s, d, t, i, p, n, g, o, c, k, u, b, f, e

Below are some of the green words that your child should be able to sound out at this stage. You could try and see if they recognise any of them by sounding out each letter as a single sound and then blending the word together.

h _ə n	h _ɪ t	h _ə d	ʊp	ç _ʊ p	m _ʌ d
g _ə p	p _ə n	t _ɒ p	k _ɪ t	b _ɛ d	g _ɛ t
g _ɒ t	d _ɒ g	p _ɪ n	m _ɛ t	b _ɪ n	b _ə d
t _ɪ p	p _ɪ g	d _ɪ g	ç _ə t	ç _ə n	ç _ɒ t
s _ɪ t	ɪt	ɪn	ət	m _ə t	s _ə t
ɒn	ənd	ən	m _ə d	d _ə d	s _ə d

Making magical spell potions, tie-dye potion bottles, matching our phonics sounds with coloured cubes, using play dough for our Harvest celebrations.





Busy fingers, reading our favourite books, junk modelling houses for our new character in Drawing Club.





Crafting, repeating patterns, building with blocks and magnetic tiles.





RE

I am part of St Anthony's School.



School



St Anthony



Class



Friends




Uniform



Teacher



In RE this week, we have been learning all about St Anthony and what it means to be part of the St Anthony's School community. We have said special prayers to St Anthony and looked at different things that are special to our school. During the day, we went on a hunt around the school- looking for different members of staff who work throughout the different year groups. It also gave us a chance to explore the big school. We got creative and coloured in pictures of Poppies, cut and sorted our uniform and looked at paintings of St Anthony.



STAR OF THE WEEK

A HUGE WELL DONE THIS WEEK GOES TO

Ektha





Reception's First Assembly



Our AMAZING Reception Superstars!!!
Well done to all the children for their fantastic performances this week at the Grandparents Afternoon and at their assembly.

Optional Homework

I Spy and Read

Draw a line to the matching picture when you have read each word.

sat

pat

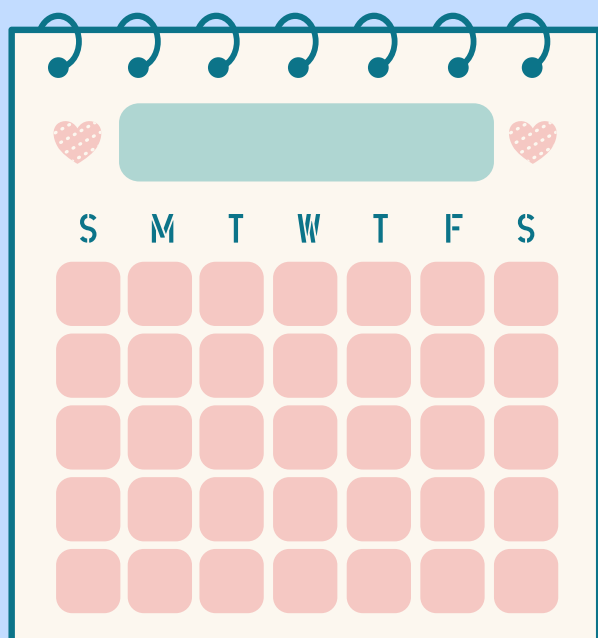
tap



pip

tin

sip



Dates fir your diary

Wednesday 22nd Oct- Tempest photography to take individual photographs of children
Stay and Play for Reception parents- see notice on Teams from Hannah.

Friday 24th Oct- School finishes at 3.30pm for half term break.

Monday 3rd Nov- Return to school